




**Attachment tape** Do not place important text, logos, or other essential design elements in this area. This area is covered by the attachment tape and will not be visible after assembly.

-  Safety margin to cut line: 5 mm
-  Flag size: 150 x 210 mm
-  Bleed: 3 mm

|                             |   |
|-----------------------------|---|
| <b>File:</b>                | Always submit your design as a PDF using our artwork template. This ensures that the dimensions and print position are correct, helping to prevent production errors.           |
| <b>Print colours:</b>       | For designs with one, two or more spot colours, always use the Pantone Coated colour profile. Submit full-colour designs in CMYK. For black, use 100% K (0 / 0 / 0 / 100 CMYK). |
| <b>Resolution:</b>          | A resolution of 300 dpi is recommended (minimum 150 dpi), or submit your artwork as a vector file. The higher the resolution, the better the print quality.                     |
| <b>Text:</b>                | Always convert all text to outlines.  |
| <b>Print marks:</b>         | The file must be submitted without print marks.   |
| <b>Bleed – Trim margin:</b> | For designs with bleed, always include a 3 mm bleed.  |
| <b>Text size:</b>           | Small text and fine details may fill in during printing.  |
| <b>Readability:</b>         | Check the readability by viewing the file at 100% size (do not zoom in).  |
| <b>Safety margin:</b>       | Place all important elements, such as text and logos, within the safety margin to prevent them from being trimmed.  |
| <b>Bleed:</b>               | For designs with bleed, extend backgrounds and images 3 mm beyond the trim line.  |
| <b>Layers:</b>              | Place all design elements on the design layer so that the template layer can be safely removed without losing any parts of the design.  |

**Check before submitting:**

- PDF placed in the artwork template
- No print marks
- 3 mm bleed included
- Text converted to outlines
- Images at a minimum of 300 dpi
- Important elements placed within the safety margin
- Design placed on the design layer
- Print colours set correctly

**Use this checklist to verify that the files you are submitting are ready for production. This helps prevent delays in processing your order.**