




Attachment tape Do not place important text, logos, or other essential design elements in this area. This area is covered by the attachment tape and will not be visible after assembly.

-  Safety margin to cut line: 5 mm
-  Flag size: 150 x 210 mm
-  Bleed: 3 mm

File:	Always submit your design as a PDF using our artwork template. This ensures that the dimensions and print position are correct, helping to prevent production errors.
Print colours:	For designs with one, two or more spot colours, always use the Pantone Coated colour profile. Submit full-colour designs in CMYK. For black, use 100% K (0 / 0 / 0 / 100 CMYK).
Resolution:	A resolution of 300 dpi is recommended (minimum 150 dpi), or submit your artwork as a vector file. The higher the resolution, the better the print quality.
Text:	Always convert all text to outlines.
Print marks:	The file must be submitted without print marks.
Bleed – Trim margin:	For designs with bleed, always include a 3 mm bleed.
Text size:	Small text and fine details may fill in during printing.
Readability:	Check the readability by viewing the file at 100% size (do not zoom in).
Safety margin:	Place all important elements, such as text and logos, within the safety margin to prevent them from being trimmed.
Bleed:	For designs with bleed, extend backgrounds and images 3 mm beyond the trim line.
Layers:	Place all design elements on the design layer so that the template layer can be safely removed without losing any parts of the design.

Check before submitting:

- PDF placed in the artwork template
- No print marks
- 3 mm bleed included
- Text converted to outlines
- Images at a minimum of 300 dpi
- Important elements placed within the safety margin
- Design placed on the design layer
- Print colours set correctly

Use this checklist to verify that the files you are submitting are ready for production. This helps prevent delays in processing your order.