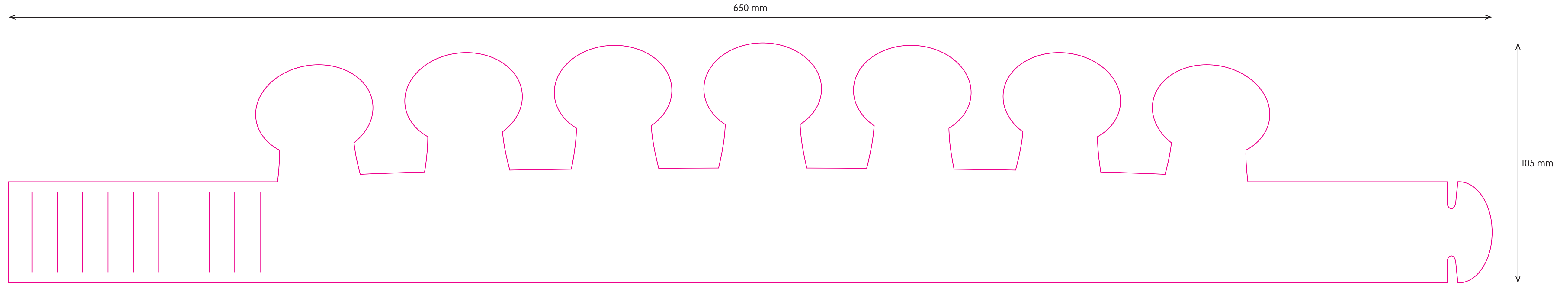



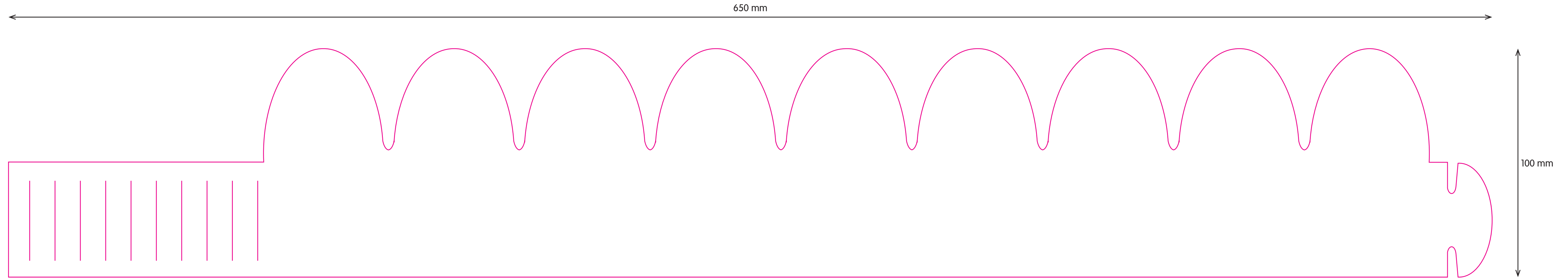





Kroonhoedjes / Kronenhüte / Crowns



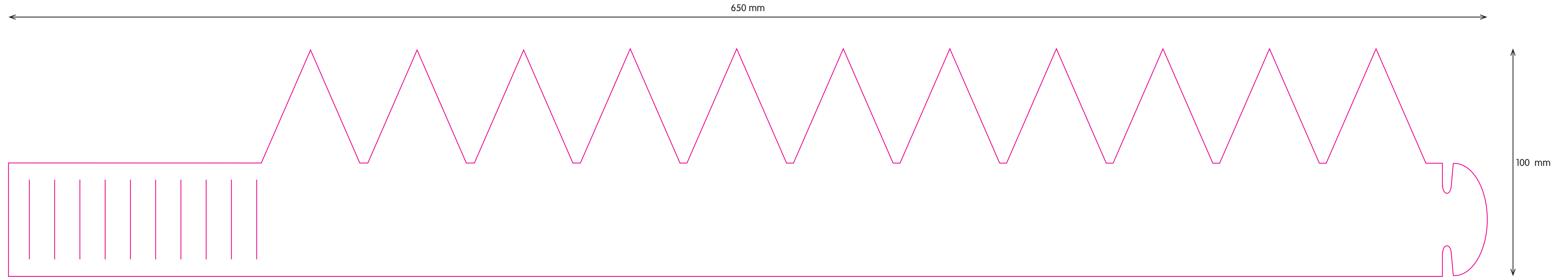
-  Bij aflopende bedrukking 3 mm rondom overfill/snijmarge
-  Bei randabfallendem Druck, Vorlage 3 mm größer anlegen
-  For bleed edge printing artwork should have 3 mm overfill




Kroonhoedjes / Kronenhüte / Crowns



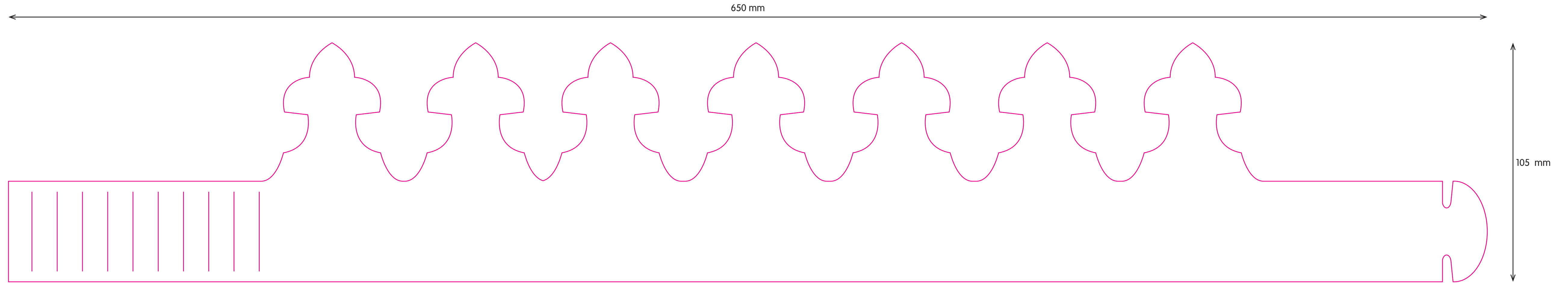
-  Bij aflopende bedrukking 3 mm rondom overfill/snijmarge
-  Bei randabfallendem Druck, Vorlage 3 mm größer anlegen
-  For bleed edge printing artwork should have 3 mm overfill




Kroonhoedjes / Kronenhüte / Crowns



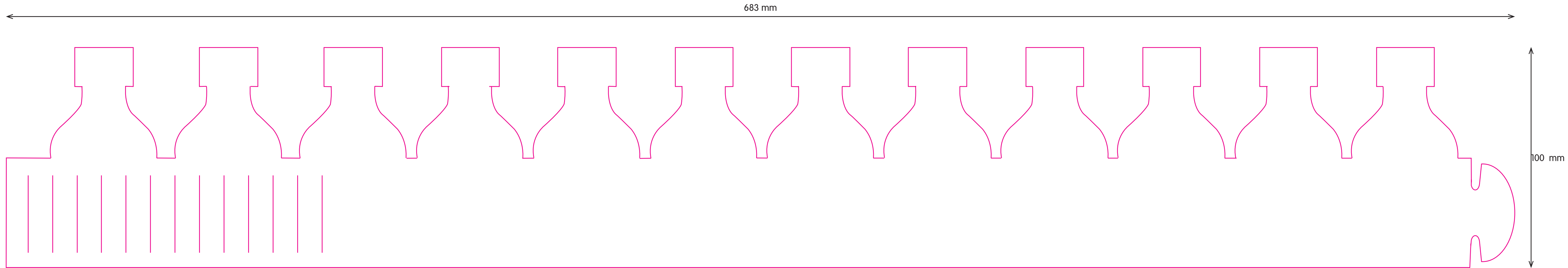
-  Bij aflopende bedrukking 3 mm rondom overfill/snijmarge
-  Bei randabfallendem Druck, Vorlage 3 mm größer anlegen
-  For bleed edge printing artwork should have 3 mm overfill




Kroonhoedjes / Kronenhüte / Crowns



-  Bij aflopende bedrukking 3 mm rondom overfill/snijmarge
-  Bei randabfallendem Druck, Vorlage 3 mm größer anlegen
-  For bleed edge printing artwork should have 3 mm overfill

Kroonhoedjes / Kronenhüte / Crowns



-  Bij aflopende bedrukking 3 mm rondom overfill/snijmarge
-  Bei randabfallendem Druck, Vorlage 3 mm größer anlegen
-  For bleed edge printing artwork should have 3 mm overfill